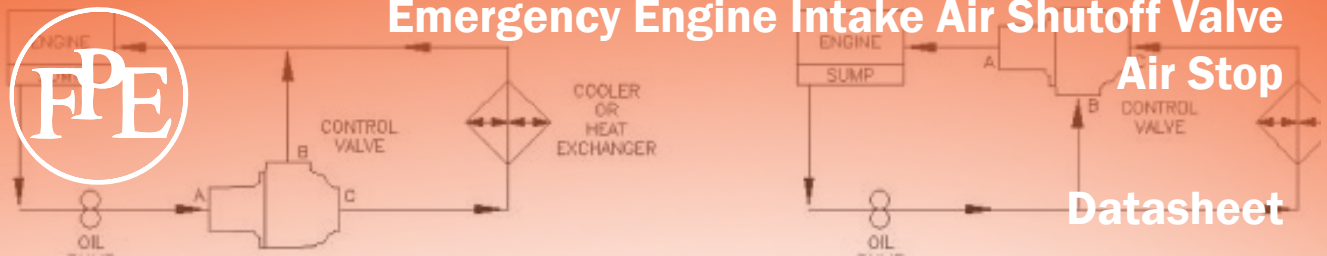



Emergency Engine Intake Air Shutoff Valve



Features and Benefits

- 2" through to 8"
- Unrestricted flow
- Larger sizes made to order
- Sliding gate design
- Unobstructed flow
- Corrosion resistant solid cast aluminium
- Stainless steel trim
- All components contained within valve body
- Connection options:
 - hose sleeves
 - mating flanges
 - welded into intake pipe
 - special made to order
 - connections
- Field serviceable
- All Viton seals
- Mountable downstream of turbo charger
- Failsafe
- Easy to install



Reliable protection from diesel engine overspeed

During operation of industrial and marine engines, combustible vapors present in the operating envelope of the engine can be drawn into the air intake. This provides an additional source of fuel. Intake of this vapor can result in loss of engine control. Loss of control can also be the result of a failed drive train or sudden loss of a coupled load. Attempts to shutdown the engine by standard control systems such as normal fuel shutoff will not stop the runaway condition and prevent serious engine damage, personal injury or catastrophic results.

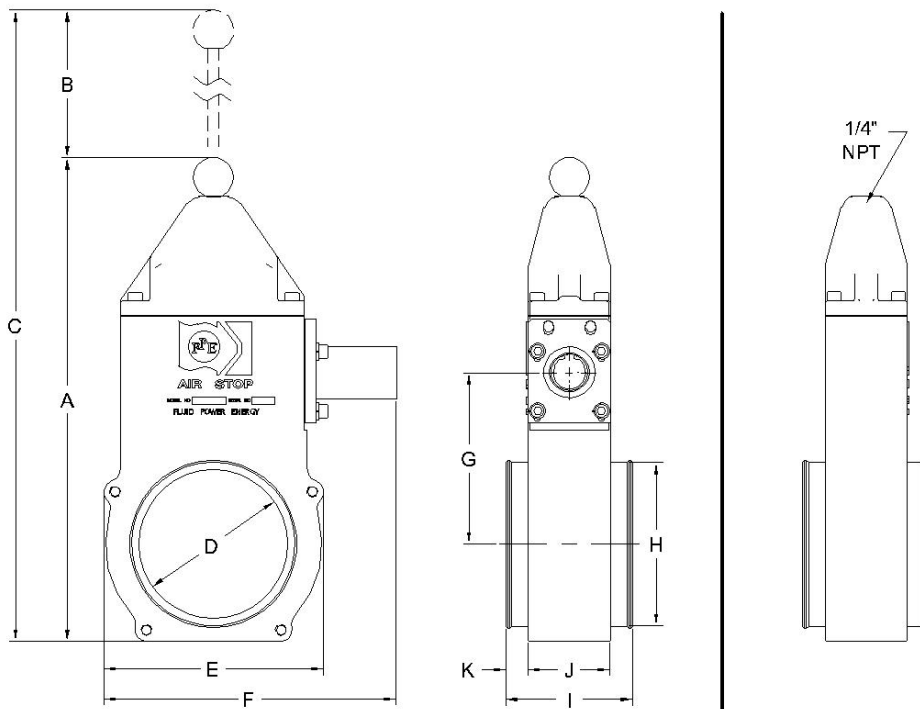
The Air Stop intake air shutoff is installed in the engine intake air system. Air Stop actuation may be initiated automatically, electrically or pneumatically. Actuation of Air Stop provides a sliding gate that will block the air intake causing engine shutdown. During normal engine operation, the patented guillotine design of Air Stop eliminates any potential decrease in engine performance by providing obstruction free air passage through the valve.

Air Stop has been used throughout the Offshore, Oil & Gas, Drilling, Production, Mobile Equipment and Marine industry around the world as a successful deterrent to engine overspeed. Air Stop is compatible with existing engine safety systems or as a backup to the engine safety system.

Applications include: Diesel & Natural Gas Engines, Vapor Recovery Engines, Offshore Production Engines, Drilling Industry, Fire Trucks, Hazardous Materials Vehicles, Ambulances, Marine Engines, Bulk Fuel Haulers (Tankers), Landfill Gas Boosters, Power generation (Gen Sets), Well Service Vehicles, Mining Equipment, Locomotives, Highway Resurfacing Units, Aircraft Mobile Support Equipment, Fuel Transfer Pumps, Fire Pumps.

Specification

Model	Weight (lbs)	A	B	C	D	E	F	G	H	I	J	K
AP3	7.5	11	-	-	3	5 9/16	-	-	3 1/2	4 1/4	2 3/4	3/4
AP5	9.0	14 3/4	-	-	5	7 3/8	-	-	5 1/2	4 1/4	2 3/4	3/4
AP8	11.0	18	-	-	8	9 3/8	-	-	8 1/2	4 1/4	2 3/4	3/4
MP3	9.5	12 3/8	3 11/16	16 1/16	3	5 9/16	7 13/16	3 7/16	3 1/2	4 1/4	2 3/4	3/4
MP5	12.5	16 1/8	5 1/2	21 5/8	5	7 3/8	9 11/16	5 13/16	5 1/2	4 1/4	2 3/4	3/4
MP8	15.5	20 1/8	7 1/2	27 5/8	8	9 3/8	11 5/8	8 1/8	8 1/2	4 1/4	2 3/4	3/4
ME3	9.5	12 3/8	3 11/16	16	3	5 9/16	7 13/16	3 7/16	3 1/2	4 1/4	2 3/4	3/4
ME5	12.5	16 1/8	5 1/2	21 5/8	5	7 3/8	9 5/16	5 13/16	5 1/2	4 1/4	2 3/4	3/4
ME8	15.5	20 1/8	7 1/2	27 5/8	8	9 3/8	11 5/8	8 1/8	8 1/2	4 1/4	2 3/4	3/4



Technical Specifications	
Corrosion resistant	
Electric Solenoid Actuator	
12 Volt	12 VDC, max limit (9 Amp)
24 Volt	24 VDC, max limit (9 Amp)
Temperature Limit:	Min. 150 BF Max. 100 BF
Duty Cycle:	0.01 seconds on 10 seconds off
Pneumatic Actuator	
Pilot Pressure:	60 to 150 PSIG
Connection:	1/4" NPT

Model Numbers Available	
With Nozzle Ports	With Flanged Ports
AP3N	AP3F
AP5N	AP5F
AP8N*	AP8F*
MP3N	MP3F
MP5N	MP5F
MP8N*	MP8F*
MH3N	MH3F
MH5N	MH5F
MH8N*	MH8F*
12ME3N	12ME3F
12ME5N	12ME5F
12ME8N*	12ME8F*
24ME3N	24ME3F
24ME5N	24ME5F
24ME8N*	24ME8F*

Model Code Table

Example: AP

Description Code	Actuation Method	Reset Method
AP	Air loss to close	Air pressure to open
MP	Air pressure to close	Manually cocked
12ME	12 VDC activate solenoid to close	Manually cocked
24ME	24 VDC activate solenoid	Manually to close

5

Size Code	Unrestricted air flow
3	3 inch full flow bore
5	5 inch full flow bore
8	8 inch full flow bore

N

Connection Code	Actuation Method
N	3.5" or 5.5" hoze nozzle for use with hose clamps
F	Flange ports for use with mating flanges or welding to existing piping

Americas

Global Headquarters
Fluid Power Energy Inc
W229 N591 Foster Court
Waukesha, WI 53186
USA

Tel: +1 262-548-6220
Fax: +1 262-548-6239
Email: fpeinfo@fpevalves.com

DS-air-stop-1109-rev1

Europe, Middle East, Africa, India, Russia & Asia Pacific

Fluid Power Energy Inc
Steinackerstraße 20
D-79576 Weil am Rhein
Germany

Tel: +49 (0)7621 940 9990
Fax: +49 (0)7621 940 99940
Email: info@fpevalves.de

Copyright 2009 FPE. All rights reserved. Specifications subject to change without notice.



www.fpevalves.com